

Placement Test for LEVEL 2

Instructions for the Teacher

For 2nd and 3rd Graders

Pre-Requisite:

FLUENCY WITH PENTI

- ✓ writing,
- ✓ recognizing,
- ✓ sounds of ALL THE AKHARS

1. Please read the questions for the students and explain them what they are suppose to do.
2. For question 1 and 2 - if students need help with recognizing the picture and Punjabi word for it, please let them know. Because we just want to assess - whether they know the Akhar which makes that sound.
3. Question 3 - they need to do on their own, no help there.

Placement Test for LEVEL 2


Name:

Date:

Total Score: 20


Time: 20 minutes

1) Look at the picture, **Circle** the Akhar it begins with: (Points – 4)






	ਚ	ਦ	ਕ	ਫ
---	---	---	---	---

	ਤ	ਭ	ਡ	ਓ
---	---	---	---	---

	ਰ	ਗ	ਹ	ਸ
---	---	---	---	---

	ਖ	ਪ	ਬ	ਧ
--	---	---	---	---

2) Look at the picture, write the **beginning Gurmukhi Akhar** for each of the following:
(Points - 5)

PICTURE	Beginning Akhar
	
	
	
	
	

3) Write the missing Akhars of the Pentti below: (Points – 11)

ੳ	ਅ	ੲ		ੳ
ਕ		ਗ		ਙ
	ਘ	ਜ		ਞ
ਟ	ਠ		ਢ	ਣ
ਤ		ਦ	ਧ	
ਪ	ਫ		ਭ	ਮ
ਯ		ਲ	ਵ	ੜ
ਸ਼	ਖ਼		ਜ਼	ਘ਼

Instructions for the Teacher

For 3rd and 4th Graders

Pre-Requisite:

- ✓ Fluency with Penti - writing, recognizing, sounds of ALL THE AKHARS
- ✓ Fluency with Matras and Muhaarni
- ✓ Reading Simple sentences

1. Please read the questions for the students and explain them what they are suppose to do.
2. For question 1 and 2 - if students need help with recognizing the picture and Punjabi word for it, please let them know. Because we just want to assess – whether they know the Akhar which makes that sound.
3. Question 3 and 4 - they need to do on their own, no help there.
4. Question 5 - they MUST be able to read the sentence on their own, but if needed help with understanding it you may help them.

Placement Test for LEVEL 3


Name:

Date:

Total Score: 20




Time: 20 minutes

1) Look at the picture, **Circle** the Akhar it begins with: (Points – 2)

	ਚ	ਦ	ਕ	ਫ
---	---	---	---	---

	ਤ	ਭ	ਡ	ਓ
---	---	---	---	---

2) Look at the picture, write the **beginning AKHAR** in Punjabi for each of the following: (Points - 3)

PICTURE	Beginning Akhar
	
	
	

3) Write the missing Akhars of the Penti below: (Points – 5)

ਟ	ਠ		ਫ	ਲ
ਤ		ਦ	ਧ	
ਪ	ਫ		ਭ	ਮ
ਯ		ਲ	ਵ	ੜ

4) Complete the Muhaarni below: (Points – 5)

ਅ		ਇ		ਉ		ਏ		ਓ		ਅੰ	
ਕ											
ਟ											
ਪ											
ਰ											

5) Read the sentence and then Match it with the picture: (Points – 5)


ਉਹ ਸੂਰਜ ਹੈ ।



ਇਹ ਸੇਬ ਹੈ ।



ਕੁੜੀ ਬੈਠੀ ਹੈ ।



ਗਾਂ ਘਾਹ ਖਾਂਦੀ ਹੈ ।



ਮੇਰੇ ਦੋ ਹੱਥ ਹਨ।



Placement Test for LEVEL 4

Instructions for the Teacher

For 4th and 5th Graders

Pre-Requisite:

- ✓ Fluency with Penti - writing, recognizing, sounds of ALL THE AKHARS
- ✓ Fluency with Matras and Muhaarni
- ✓ Reading Sentences
- ✓ Writing Simple words

1. If needed, please read the questions for the students and explain them what they are suppose to do.
2. Question 1 and 2 - they need to do on their own, no help there.
3. Question 3 - if students need help with recognizing the picture and Punjabi word for it, please let them know. Because we are assessing - whether they know the Akhar which makes that sound.
4. Question 4 - they need to read the sentence and choose the correct word on their own, but if need help with the meanings of words, please help them.
5. For question 5 - if needed, help them with word they need to write, but they must write it in Gurmukhi on their own.

Placement Test for LEVEL 4

Name:

Date:

Total Score: 20

Time: 20 minutes





1) Write the missing Akhars of the Penti below: (Points – 4)

ਟ				
				ਠ

2) Complete the Muhaarni below: (Points – 4)

ਅ		ਇ		ਉ		ਏ		ਓ		ਅੰ	
ਕ											
ਟ											
ਪ											







3) Look at the picture, write the **beginning AKHAR** in Punjabi for each of the following: (Points - 2)

PICTURE	Beginning Akhar
	
	
	
	

4) Read and choose the correct word for each sentence: (Points - 4)

੧. ਹਾਥੀ _____ ਹੈ । ਕੀੜਾ _____ ਹੈ । (ਛੋਟਾ, ਵੱਡਾ)
੨. _____ ਬੋਲਣਾ ਚੰਗੀ ਆਦਤ ਹੈ । _____ ਬੋਲਣਾ ਭੈੜੀ ਆਦਤ ਹੈ ।
(ਝੂਠ, ਸੱਚ)
੩. ਸੂਰਜ ਚੜ੍ਹਦਾ ਹੈ ਤਾਂ _____ ਹੁੰਦਾ ਹੈ । ਸੂਰਜ ਡੁੱਬਦਾ ਹੈ ਤਾਂ _____
ਹੁੰਦੀ ਹੈ । (ਦਿਨ, ਰਾਤ)
੪. ਦੰਦ _____ ਹੁੰਦੇ ਹਨ । ਵਾਲ _____ ਹੁੰਦੇ ਹਨ । (ਚਿੱਟੇ, ਕਾਲੇ)

5) Write the following words in GURMUKHI: (Points – 6)

Word	In Gurmukhi	Word	In Gurmukhi
 <i>Gaajar</i> (Carrot)		 <i>Gulaab</i> (Rose)	
 <i>Mirch</i> (Pepper)		 <i>Paer</i> (Feet)	
 <i>Gharee</i> (Clock)		 <i>More</i> (Peacock)	

Placement Test LEVEL 5

Instructions for the Teacher

For Grades 5th and 6th

Pre-Requisite:

- ✓ Fluency with Penti - writing, recognizing, sounds of ALL THE AKHARS
- ✓ Fluency with Matras and Muhaarni
- ✓ Reading Comprehension
- ✓ Writing words

1. If needed, please read the questions for the students and explain them what they are suppose to do.
2. Question 1 and 2 - they need to do on their own, no help there.
3. Question 3 - if students need help with recognizing the picture and Punjabi word for it, please let them know. Because we are assessing - whether they know the Akhar which makes that sound.
4. Question 4 - they need to read the paragraph on their own, but if need help with the meanings of words, please help them.
5. For question 5 - if needed, help them with word they are supposed to write, but they must write the words in Gurmukhi on their own. The words are:

ਪੈਸਾ, ਤਿਤਲੀ, ਸੋਮਵਾਰ, ਉਂਗਲ, ਖਿਡੌਣਾ

Placement Test for LEVEL 5

Name:

Date:

Total Score: 20

Time: 20 minutes





1) Write the missing Akhars of the Penti below: (Points – 2)

ਟ				
				ਨ

2) Complete the Muhaarni below: (Points – 4)

ਅ		ਇ		ਉ		ਏ		ਓ		ਅੰ	
ਕ											
ਟ											
ਪ											

3) Look at the picture, write the **beginning AKHAR** in Punjabi for each of the following: (Points - 2)

PICTURE	Beginning Akhar
	
	
	
	

4) Read the following paragraph and answer the questions below: (7 Points)

ਸਵੇਰੇ ਛੇ ਵਜੇ ਜਾਗਣ ਦਾ ਵੇਲਾ ਹੈ। ਫਿਰ ਇਸ਼ਨਾਨ ਕਰ ਕੇ ਪਾਠ ਕਰਨ ਦਾ ਵੇਲਾ ਹੈ। ਨੌਂ ਵਜੇ ਸਕੂਲ ਜਾਣ ਦਾ ਵੇਲਾ ਹੈ। ਤਿੰਨ ਵਜੇ ਘਰ ਜਾਣ ਦਾ ਵੇਲਾ ਹੈ। ਰਾਤ ਅੱਠ ਵਜੇ ਪਾਠ ਕਰ ਕੇ ਸੌਣ ਦਾ ਵੇਲਾ ਹੈ।

੧. ਜਾਗਣ ਦਾ ਵੇਲਾ ਕੀ ਹੈ ? _____
੨. ਇਸ਼ਨਾਨ ਕਰ ਕੇ ਕੀ ਕਰਨ ਦਾ ਵੇਲਾ ਹੈ ? _____
੩. ਸਕੂਲ ਜਾਣ ਦਾ ਵੇਲਾ ਕੀ ਹੈ ? _____
੪. ਤਿੰਨ ਵਜੇ ਕੀ ਕਰਨ ਦਾ ਵੇਲਾ ਹੈ ? _____
੫. ਰਾਤ ਅੱਠ ਵਜੇ ਕੀ ਕਰਨ ਦਾ ਵੇਲਾ ਹੈ ? _____

5) Give a Punjabi word for each of the following words: (Points – 5)

Word	Punjabi Word
Money	
Butterfly	
Monday	
Finger	
Toy	

Placement Test for LEVEL 6

Instructions for the Teacher

For Grades 6th and up

Pre-Requisite:

- ✓ Fluency with Penti writing, recognizing, sounds of ALL THE AKHARS
- ✓ Fluency with Matras and Muhaarni
- ✓ Reading Comprehension
- ✓ Writing Sentences

1. Question 1 and 2 - they need to do on their own, no help there.
2. Question 3 - if needed, help them with making a sentence but they MUST write it in Gurmukhi without help.
3. Question 4 - they need to read the paragraph on their own, but if need help with the meanings of words, please help them.

Placement Test for LEVEL 6

Name:

Date:

Total Score: 20

Time: 20 minutes

1) Write the missing Akhars of the Penthi below: (Points – 2)

ਟ				
				ਨ

2) Complete the Muhaarni below: (Points – 4)

ਅ		ਇ		ਉ		ਏ		ਓ		ਅੰ	
ਕ											
ਟ											
ਪ											

3) Write sentences in Gurmukhi using the given word: (5 Points)

ਭੈਣ:

ਟਮਾਟਰ:

ਹੱਥ:

ਕੇਲਾ:

ਅਰਦਾਸ:

4) Read the following paragraph and answer the questions below in full sentences: (9 Points)

ਇੱਕ ਵਾਰ ਦੀ ਗੱਲ ਹੈ। ਦੋ ਮਿੱਤਰ ਜੰਗਲ ਵਿਚੋਂ ਦੀ ਲੰਘ ਰਹੇ ਸਨ। ਜੰਗਲ ਵਿੱਚ ਉਹਨਾਂ ਨੂੰ ਇੱਕ ਰਿੱਛ(ਬਏਓਰ) ਦਿਸਿਆ। ਉਹ ਰਿੱਛ ਉਹਨਾਂ ਵੱਲ ਆ ਰਿਹਾ ਸੀ। ਉਹਨਾਂ ਦੋਨਾਂ ਵਿੱਚੋਂ ਇੱਕ ਨੂੰ ਦਰਖਤ ਤੇ ਚੜ੍ਹਨਾ ਆਉਂਦਾ ਸੀ। ਰਿੱਛ ਨੂੰ ਨੇੜੇ ਆਉਂਦਿਆਂ ਦੇਖ ਕੇ ਇੱਕ ਮਿੱਤਰ ਤਾਂ ਛੇਤੀ ਛੇਤੀ ਦਰਖਤ ਉੱਤੇ ਚੜ੍ਹ ਗਿਆ। ਪਰ ਦੂਸਰੇ ਮਿੱਤਰ ਨੂੰ ਦਰਖਤ ਉੱਤੇ ਚੜ੍ਹਨਾ ਨਹੀਂ ਆਉਂਦਾ ਸੀ। ਉਹ ਫਟਾ ਫਟ ਜ਼ਮੀਨ ਉੱਤੇ ਲੇਟ ਗਿਆ ਤੇ ਉਸ ਨੇ ਆਪਣਾ ਸਾਹ ਰੋਕ ਲਿਆ। ਰਿੱਛ ਉਸਦੇ ਨੇੜੇ ਆਇਆ। ਰਿੱਛ ਨੇ ਉਸ ਨੂੰ ਸੁੰਘਿਆ। ਉਸ ਨੂੰ ਮਰਿਆ ਹੋਇਆ ਸਮਝ ਕੇ ਰਿੱਛ ਉੱਥੋਂ ਚਲਾ ਗਿਆ। ਰਿੱਛ ਦੇ ਜਾਣ ਤੋਂ ਬਾਅਦ ਦਰਖਤ ਉੱਤੇ ਚੜ੍ਹਿਆ ਮਿੱਤਰ ਹੇਠਾਂ ਉਤਰਿਆ। ਉਸ ਨੇ ਜ਼ਮੀਨ ਉੱਤੇ ਲੇਟੇ ਹੋਏ ਮਿੱਤਰ ਨੂੰ ਪੁਛਿਆ, “ ਮਿੱਤਰਾ, ਰਿੱਛ ਤੇਰੇ ਕੰਨ ਵਿੱਚ ਕੀ ਕਹਿੰਦਾ ਸੀ ?” ਉਸ ਨੇ ਜੁਆਬ ਦਿੱਤਾ, “ਰਿੱਛ ਮੈਨੂੰ ਕਹਿੰਦਾ ਸੀ, ਜਿਹੜੇ ਮਿੱਤਰ ਮੁਸੀਬਤ ਵਿੱਚ ਸਾਥ ਨਹੀਂ ਦਿੰਦੇ, ਉਹ ਸੱਚੇ ਮਿੱਤਰ ਨਹੀਂ ਹੁੰਦੇ”। ਦਰਖਤ ਉੱਤੇ ਚੜ੍ਹਨ ਵਾਲਾ ਮਿੱਤਰ ਬਹੁਤ ਸ਼ਰਮਿੰਦਾ ਹੋਇਆ।

੧. ਰਿੱਛ ਨੂੰ ਨੇੜੇ ਆਉਂਦਿਆਂ ਦੇਖ ਕੇ ਇੱਕ ਮਿੱਤਰ ਨੇ ਕੀ ਕੀਤਾ?

੨. ਰਿੱਛ ਨੂੰ ਨੇੜੇ ਆਉਂਦਿਆਂ ਦੇਖ ਕੇ ਦੂਸਰੇ ਮਿੱਤਰ ਨੇ ਕੀ ਕੀਤਾ?

੩. ਰਿੱਛ ਉੱਥੋਂ ਕਿਉਂ ਚਲਾ ਗਿਆ?
